

CHOICE lockers



FEATURES

- Modular system
- Two sizes of box and 3 different heights
- Four types of locks
- Different materials combination
- Two types of doors

QUALITY STANDARD

- LST EN 14073-1:2004
- LST EN 14073-2:2004
- LST EN 14073-3:2004
- LST EN 14074-2004

TECHNICAL INFORMATION

Carcass

- 18 mm MFC (melamine) with 1 mm ABS edging;
- Side walls will always have holes which can be hidden with plastic covers;
- Colour of the plastic covers matches the colour of carcass.

Top and bottom

- 18 mm MFC (melamine) with 1 mm ABS edging.

Back

- 18 mm MFC (melamine).

Shelves

- 18 mm MFC (melamine) with 1 mm ABS edging.

Doors

- Doors with hinges in 18 mm MFC (melamine) with 1 mm;
- Door with hinges in 18 mm veneer faced chipboard with 1,5 mm ABS edging;
- Doors with hinges in 17,5 - 18 mm HPL faced chipboard with 2 mm ABS edging;
- 107° opening angle with soft closing function.

Plastic legs

- Black plastic height levelling legs, H=17 mm +10 mm.

Locks

- Cylinder lock with retention (AP);
- Combination lock (BP);
- 4G series electronic RFID lock for shared use (DS)*;
- 4G series electronic RFID lock for assigned use (DP)*;
- 4G series electronic KEYPAD lock for shared use (CS);
- 4G series electronic KEYPAD lock for assigned use (CP).

*RFID locks will work with all Mifare cards and HID iClass cards

Additional parts

Top panels

- 18 MFC (melamine) with 1 mm ABS edging;
- 18 mm chipboard, covered in wood veneer with 1,5 mm edging;
- Dimensions: 450x500 mm, 900x500 mm, 1350x500 mm, 1800x500 mm.

Metal shelves

- Central metal shelf for letters (thickness 0,8 mm). External dimensions 380x316 mm, H=108 mm, internal dimensions 300x300 mm, H=100 mm ;
- Right metal shelf (thickness 0,8 mm). External dimensions 340x316 mm, H=140 mm, internal dimensions 300x300 mm, H=100 mm;
- Powder coated metal.

Hook for clothes

- Powder coated metal;
- Dimensions: 20x28, H=62 mm.

Plexiglas name card holder

- Adhesive organic glass inserts for name cards (90x60x1,5mm).

MATERIALS

- Melamine (combinations available): P (birch), T (beech), D1 (whitened oak), D2 (amber oak), M1 (white), N (grey), U (walnut), N1 (dark grey);
- Veneer*: A (oak);
- HPL*: H12 (grey), H13 (cappuccino), H14 (light yellow), H15 (mint colour), H70 (white);
- Metal: E (white), M (metallic), T1 (dark grey).

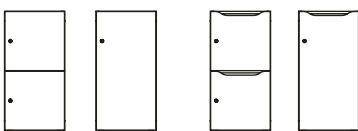
*Only for doors

GUARANTEE

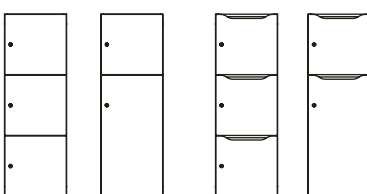
- 2 year for el. locks (CS, CP, DS, DP)
- 5 year for furniture

RANGE

W = 450mm, D = 500mm



H = 917mm

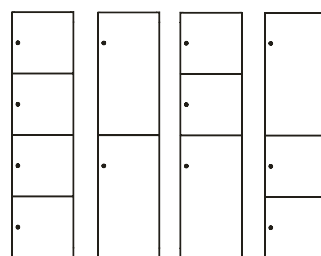
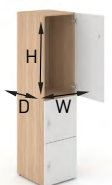


H = 1367mm

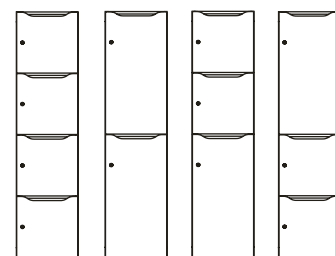
Inner dimensions
W 414mm
D 460mm
H 430mm



Inner dimensions
W 414mm
D 460mm
H 860mm

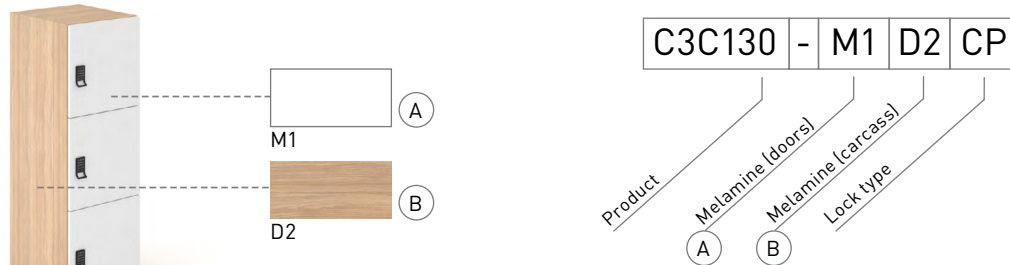


H = 1817mm

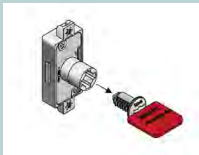


ORDERING EXAMPLE

Code structure




Optional



Removal key

Cylinder lock with
2 keys

Master key

Code finding pin
for BP lockMetal shelves
(right/center)Metal hook for
clothesGlued plexiglas
name card
holder

Top panels

Programming
keys

Keys

**Programming key**

- Registers Managers Bypass Keys
- Provides lock access in case of forgotten/lost user credential (card or key)
- Allows management audit/inspection
- 1 Programming Key required per lock system

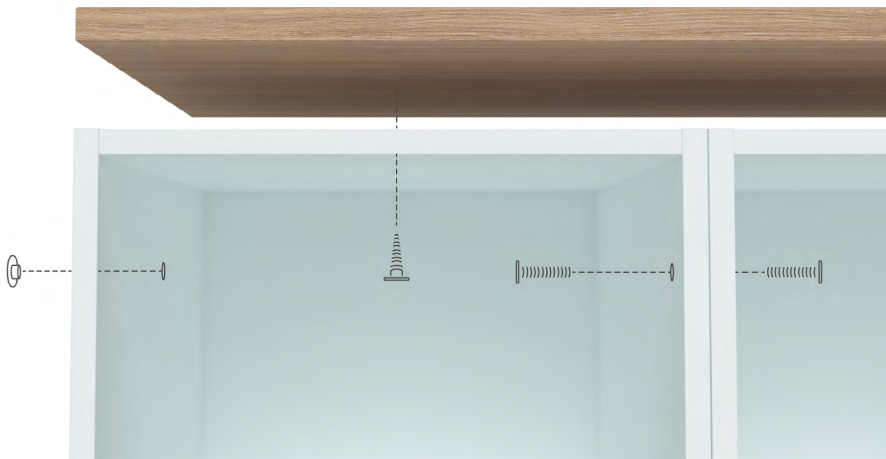
**Manager Bypass Key**

- Assigns RFID Card and User Key
- Provides lock access in case of forgotten/lost user credential (card or key)
- Allows management audit/inspection
- Provides external power in case of battery failure
- Up to 25 Manager Bypass Keys may be registered per lock









Recommended one Programming key and one/two Manager key per office. Up to 20 Manager Keys may be registered to each lock.

User cards for DP and DS locks. Additional order required.

ADDITIONAL INFORMATION



- **Locker columns assembling.** Columns have holes in the side walls through which the segments are connected. First of all, you need to calibrate the height of all columns. Make sure that they all are in the same height. Then you have to fasten the segments with fittings: bushing and screw. If you do not want to connect the columns, or the row has ended and you can see the holes, there are covers included in the package, which you can use to hide the holes. Cabinet connecting details is further explained in the assembly schemes. Please, note that only columns with the same height can be connected in the row.
- **Top panel assembling.** When the height of all columns is calibrated and the segments are connected the top can be assembled. First you need to put the top panel one the columns. Then fasten it with the wood screws, through the base holes in the column roof. After that top will be fixed to the columns.

Type of lock		Unlocking	Type of use	Master key	Must be ordered	Optional
	AP	Key	Personal	 ZZZ058		Master key (ZZZ058) Removal key (ZZZ059) Cylinder lock with 2 keys (ZZZ060)
	BP	Code	Personal	 ZZZ063 ZZZ334		Master key (ZZZ063) Pin for code find (ZZZ334)
	CP CS	Code	Personal or shared	 ZZZ331	Manager key (ZZZ331), one/two per office Programming key (ZZZ332), one per office	
	DP DS	Code	Personal or shared	 ZZZ331	Manager key (ZZZ331), one/two per office Programming key (ZZZ332), one per office User card (ZZZ333)* *Or use your card (Mifare or HID iClass card)	