

TERA reception furniture

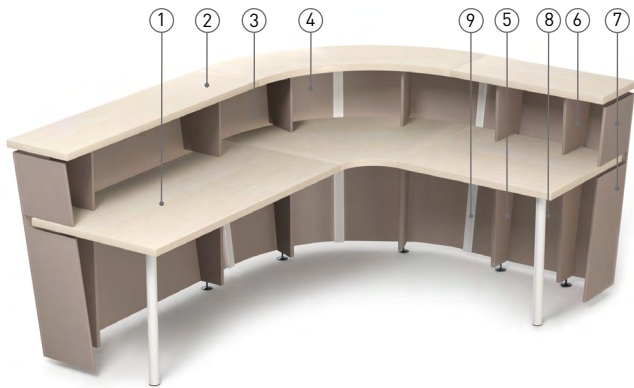
Design by Vaidas Zabulionis | Lithuania



FEATURES

- Modular system
- Available in various combinations
- Individual segments are easily combined together

TECHNICAL INFORMATION



Reception

Desktop (1)

- 36 mm MFC (melamine) with 2 mm ABS edging.

Top of upper unit (2)

- 36 mm MFC (melamine) with 2 mm ABS edging.

Modesty panel (3)

- 16 mm MFC (melamine) with 0,5 mm ABS edging;
- 16 mm MDP pressed HPL with 0,5 mm ABS edging.

Curved modesty panel (4)

- 16 mm MDP pressed HPL with 0,5 mm ABS edging.

Tabletop supports (5)

- 25 mm MFC (melamine) with 2 mm and 0,5 mm ABS edging;
- 25 mm MDP pressed HPL with 0,5 mm ABS edging.

Upper unit supports (6)

- 16 mm MFC (melamine) with 1 mm and 0,5 mm ABS edging;
- 16 mm MDP pressed HPL with 0,5 mm ABS edging.

Tabletop and upper unit side panels (7)

- 16 mm MFC (melamine) with 1 mm and 0,5 mm ABS edging;
- 16 mm MDP pressed HPL with 0,5 mm ABS edging.

Metal legs (8)

- Round tube 50 mm;
- Metal plate attached in the end (to attach tube to the desktop);
- Powder coated metal;
- Plastic feet with height levelling (+10 mm).

Metal strips (9)

- Made of 1,5 mm thick perforated metal sheet;
- Powder coated metal.



Pedestals*

Carcass

- Made of 16 mm MFC (melamine) with 0,5 mm ABS edging.

Drawers

- Front made of 16 mm MFC (melamine);
- Drawer box made of 16 mm MFC (melamine);
- Bottom made of 4 mm fiberboard painted white;
- 0,5 mm ABS edging;
- Drawers single extensions L=500 mm;
- Drawer for files full extensions L=450 mm. Suitable for A4 and foolscap files;
- Load max. – 20 kg;
- Central locking (without anti-tilt);
- Height levelling feet, H=52 mm (black plastic);
- Handle type (colour + handle code).



*Must be ordered when combining only straight segments (one or several depending on the combination length).

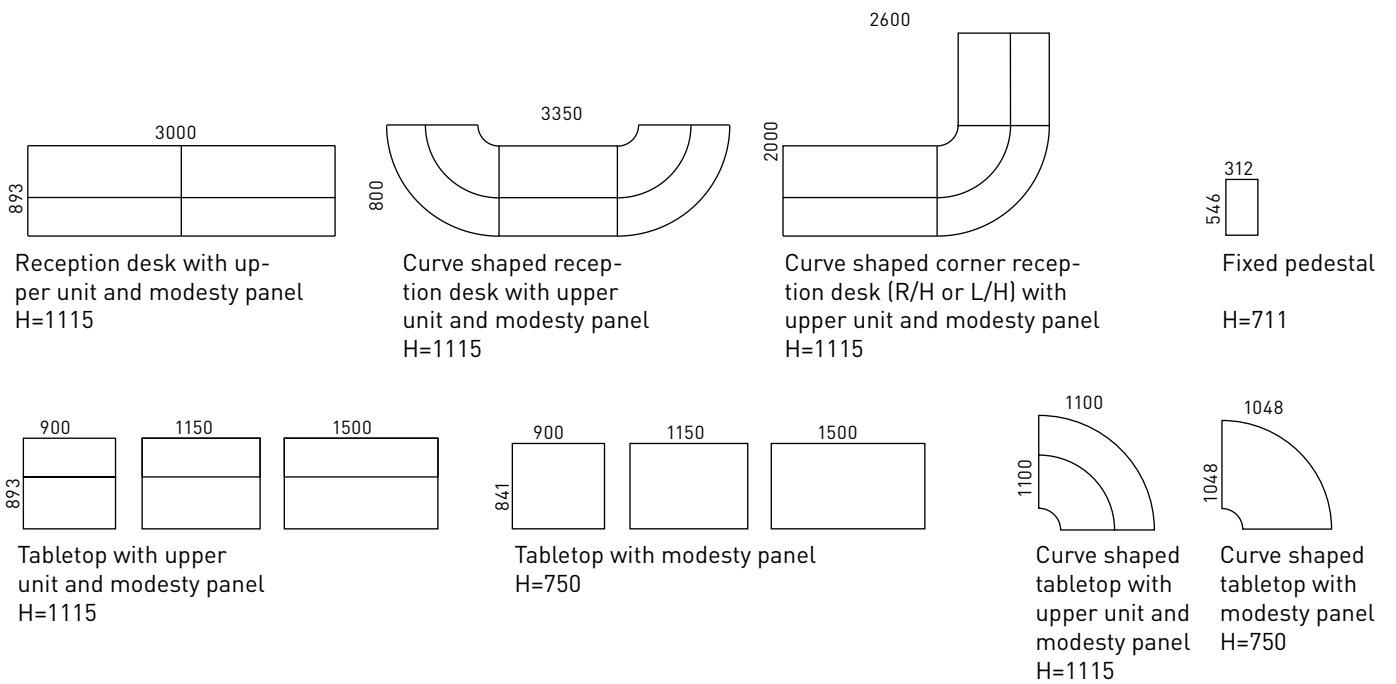
MATERIALS

- Melamine (combinations available): P (birch), U (walnut), M1 (white), N1 (dark grey);
- Laminate (HPL): H12 (grey), H13 (cappuccino), H70 (white), H57 (dark grey), H55 (birch);
- Melamine/laminate combinations available;
- Metal: E (white), T1 (dark grey).

GUARANTEE

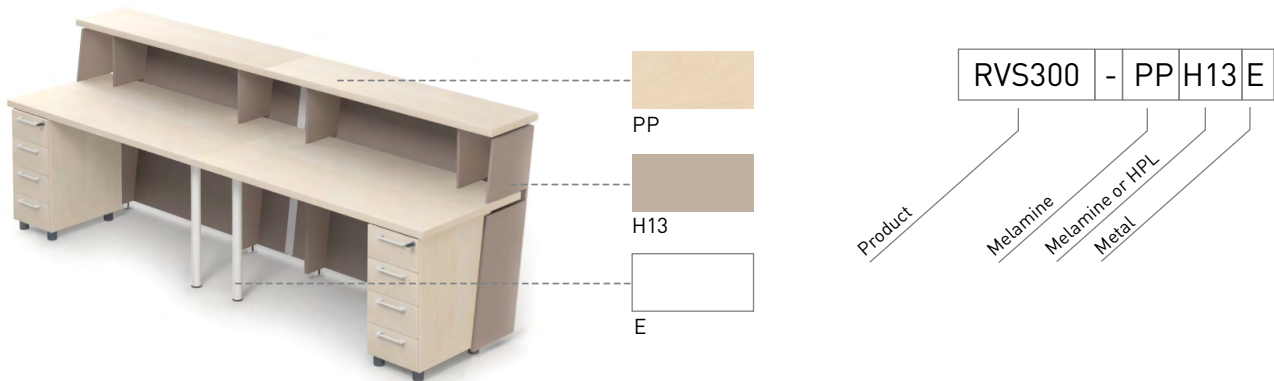
- 5 years

RANGE

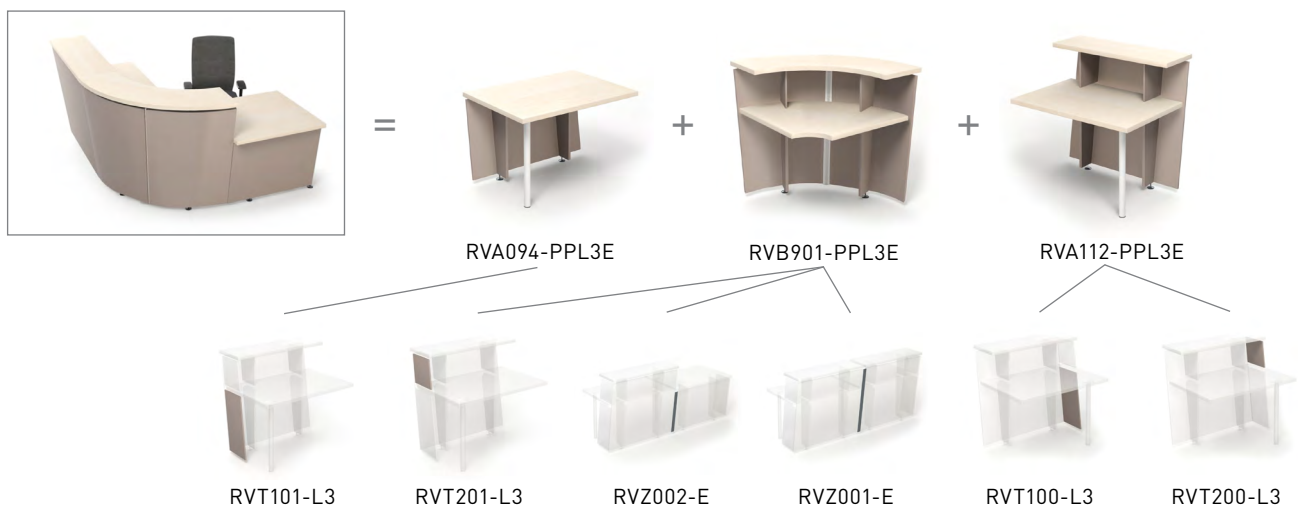


ORDERING EXAMPLE

Code structure

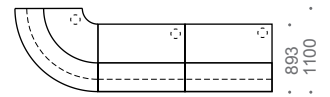
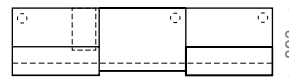
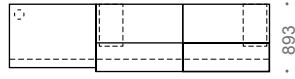
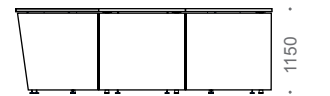
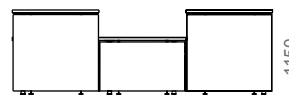
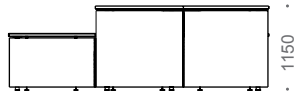
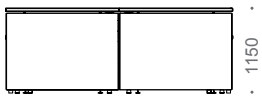


Combining example



THE MOST COMMON COMBINATIONS

! Please note that combining only straight segments, one or several pedestals must be ordered, depending on the combination length.

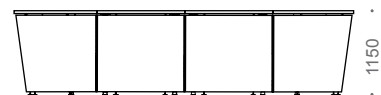
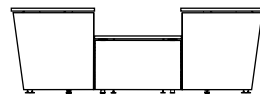
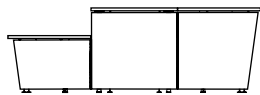
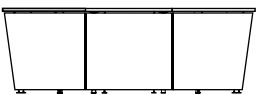


3000

2700/ 3450/ 4500

2700/ 3450/ 4500

2900/ 3400/ 4100

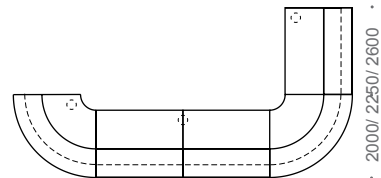
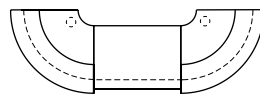
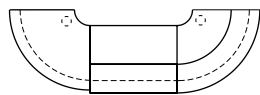
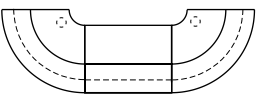


1150

1150

1150

1150



1100

1100

1100

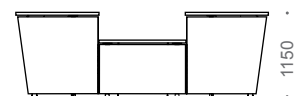
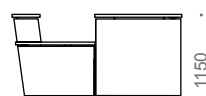
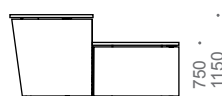
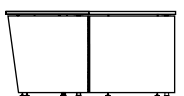
2000/ 2250/ 2600

3100/ 3350/ 3700

3100/ 3350/ 3700

3100/ 3350/ 3700

4000/ 4500/ 5200

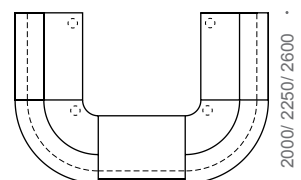
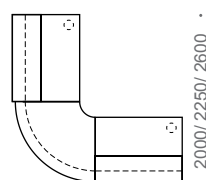
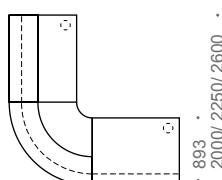
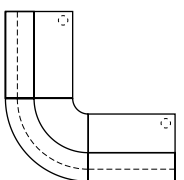


1150

750
1150

1150

1150



2000/ 2250/ 2600

893
2000/ 2250/ 2600

2000/ 2250/ 2600

2000/ 2250/ 2600

2000/ 2250/ 2600

2000/ 2250/ 2600

2000/ 2250/ 2600

3100/ 3350/ 3700